

Rose of Wind direction versus Wind speed in km/h (01 Jan 1965 to 30 Sep 2010)

Custom times selected, refer to attached note for details

NORTHAM

Site No: 010111 • Opened Jan 1877 • Still Open • Latitude: -31.6508° • Longitude: 116.6586° • Elevation 170m

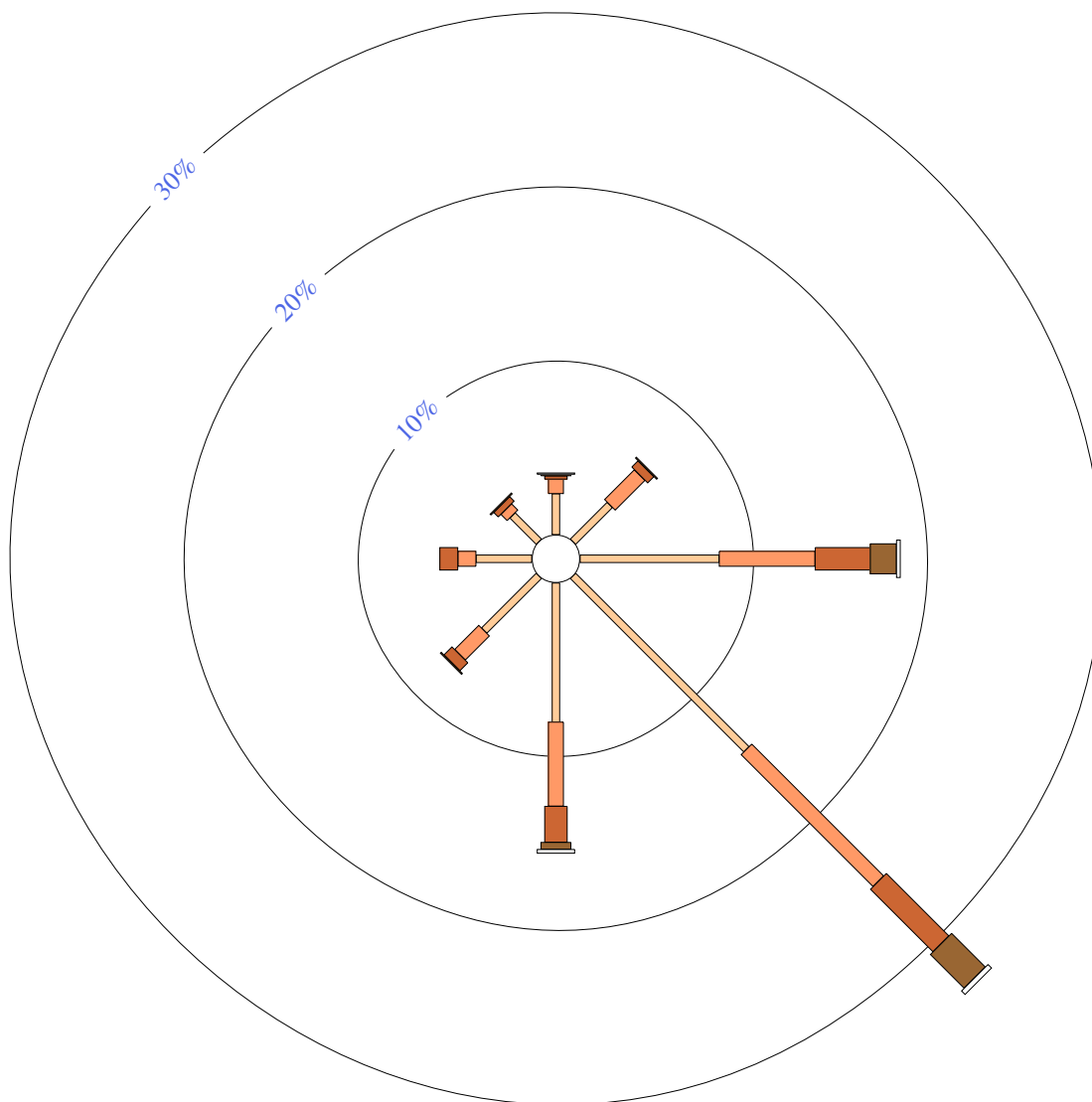
An asterisk (*) indicates that calm is less than 0.5%.

Other important info about this analysis is available in the accompanying notes.



9 am Jan
1386 Total Observations

Calm 7%



Rose of Wind direction versus Wind speed in km/h (01 Jan 1965 to 30 Sep 2010)

Custom times selected, refer to attached note for details

NORTHAM

Site No: 010111 • Opened Jan 1877 • Still Open • Latitude: -31.6508° • Longitude: 116.6586° • Elevation 170m

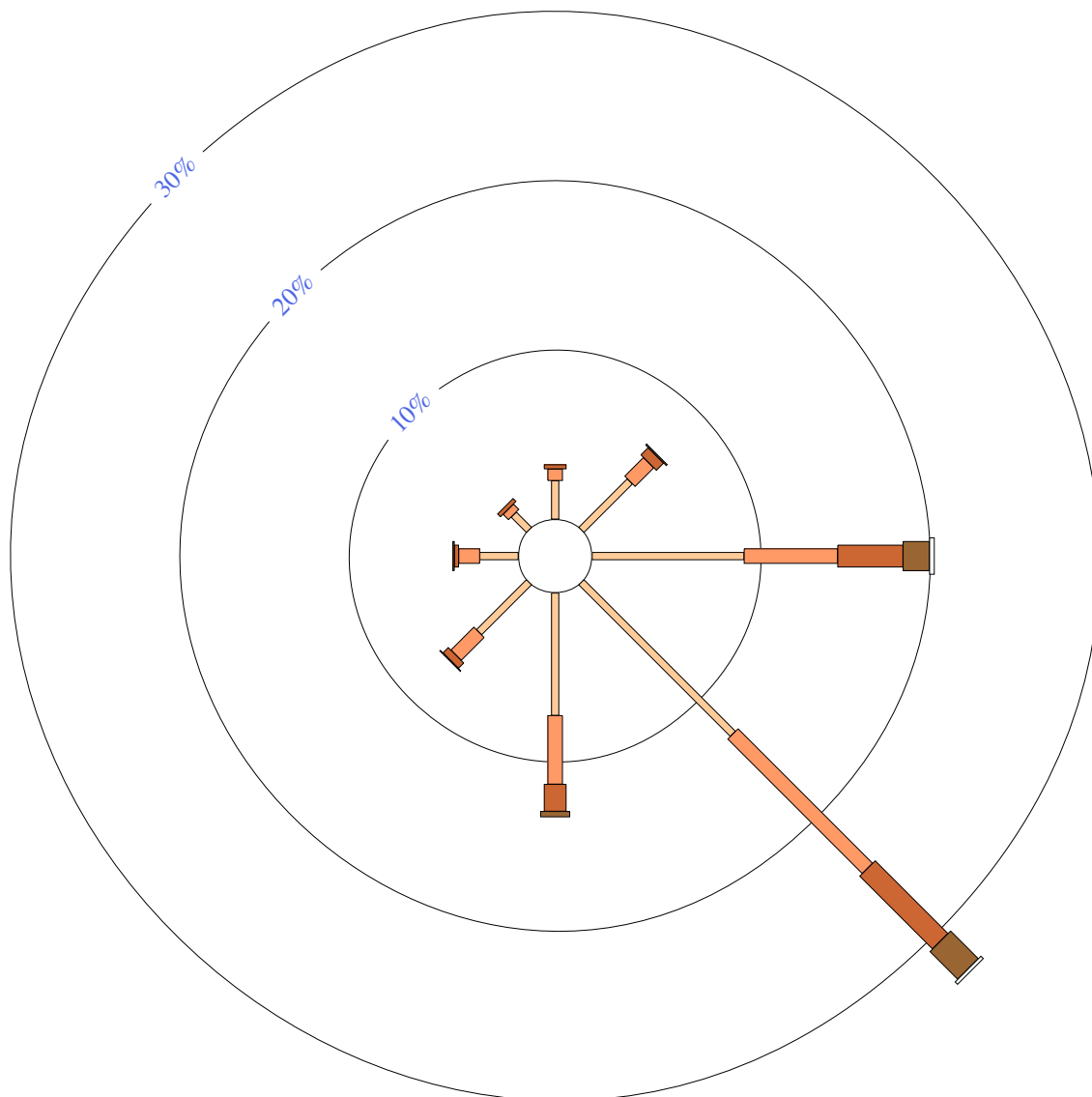
An asterisk (*) indicates that calm is less than 0.5%.

Other important info about this analysis is available in the accompanying notes.



9 am Feb
1239 Total Observations

Calm 11%



Rose of Wind direction versus Wind speed in km/h (01 Jan 1965 to 30 Sep 2010)

Custom times selected, refer to attached note for details

NORTHAM

Site No: 010111 • Opened Jan 1877 • Still Open • Latitude: -31.6508° • Longitude: 116.6586° • Elevation 170m

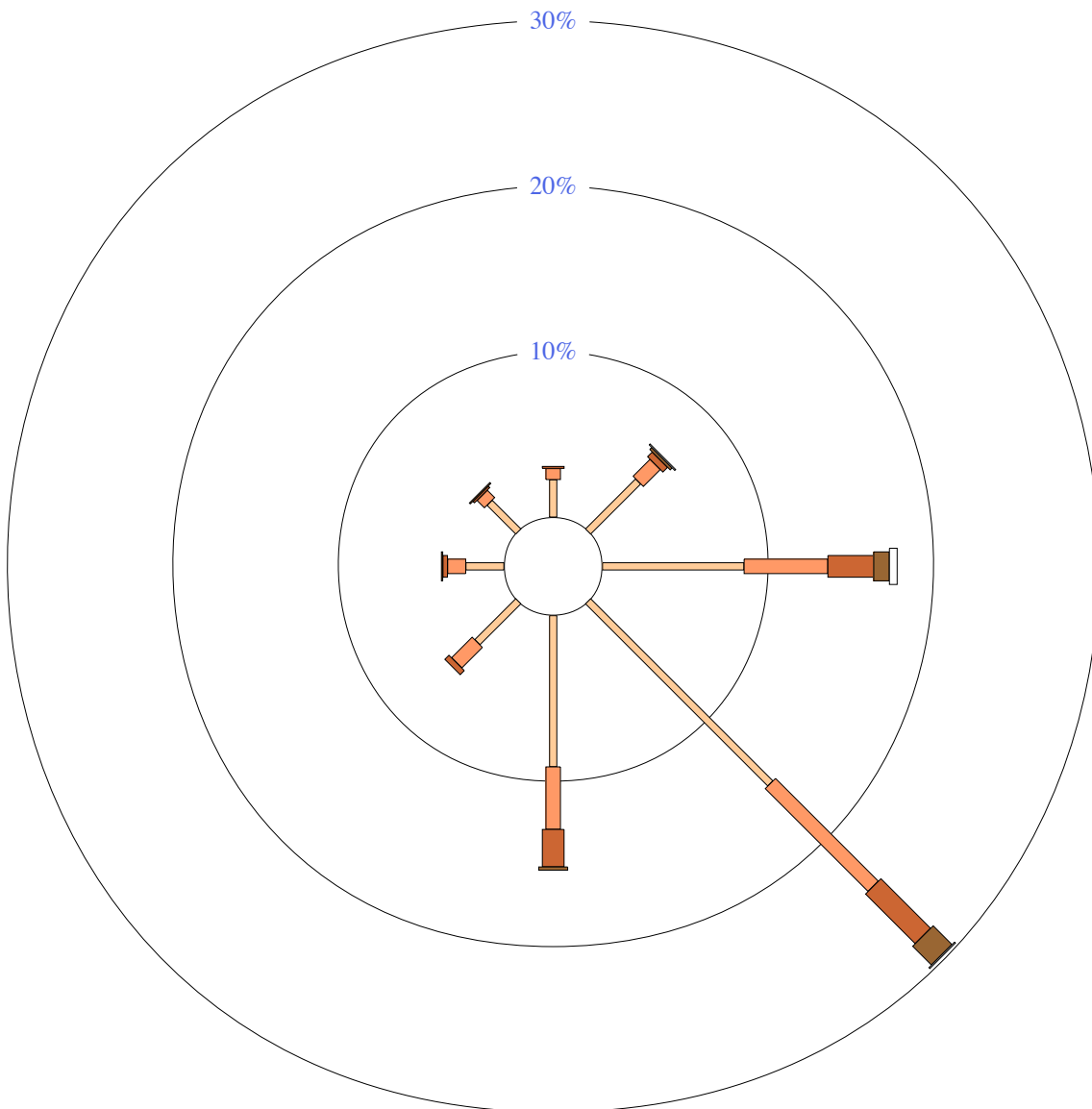
An asterisk (*) indicates that calm is less than 0.5%.

Other important info about this analysis is available in the accompanying notes.



9 am Mar
1288 Total Observations

Calm 15%



Rose of Wind direction versus Wind speed in km/h (01 Jan 1965 to 30 Sep 2010)

Custom times selected, refer to attached note for details

NORTHAM

Site No: 010111 • Opened Jan 1877 • Still Open • Latitude: -31.6508° • Longitude: 116.6586° • Elevation 170m

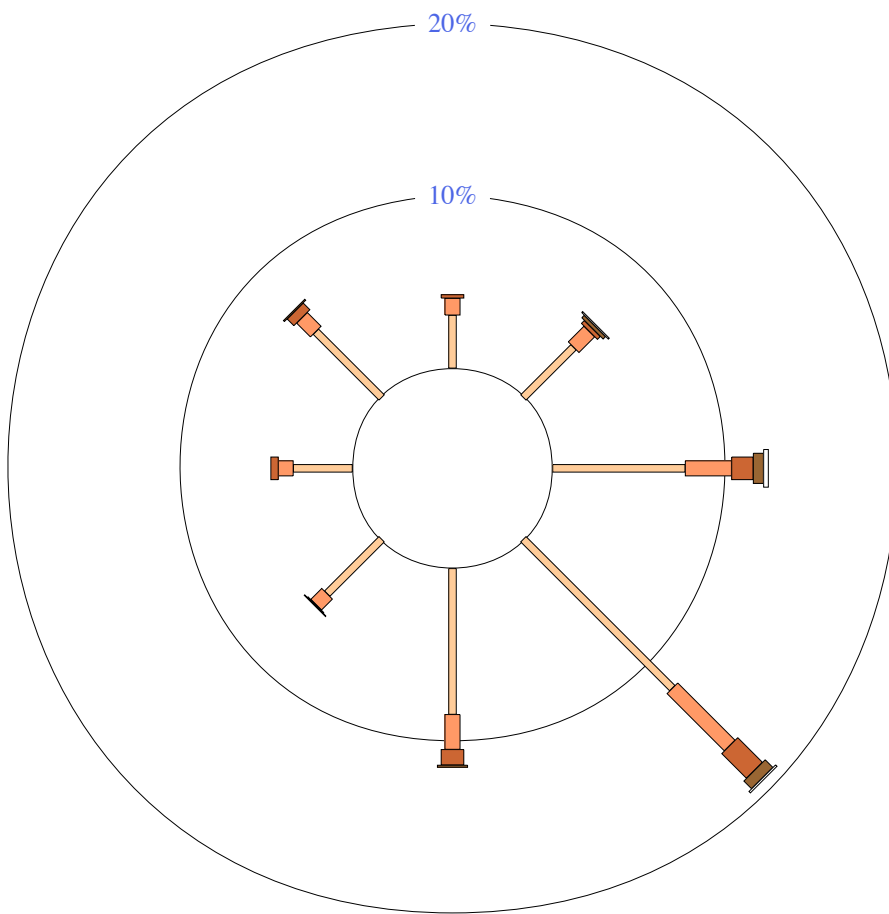
An asterisk (*) indicates that calm is less than 0.5%.

Other important info about this analysis is available in the accompanying notes.



9 am Apr
1288 Total Observations

Calm 29%



Rose of Wind direction versus Wind speed in km/h (01 Jan 1965 to 30 Sep 2010)

Custom times selected, refer to attached note for details

NORTHAM

Site No: 010111 • Opened Jan 1877 • Still Open • Latitude: -31.6508° • Longitude: 116.6586° • Elevation 170m

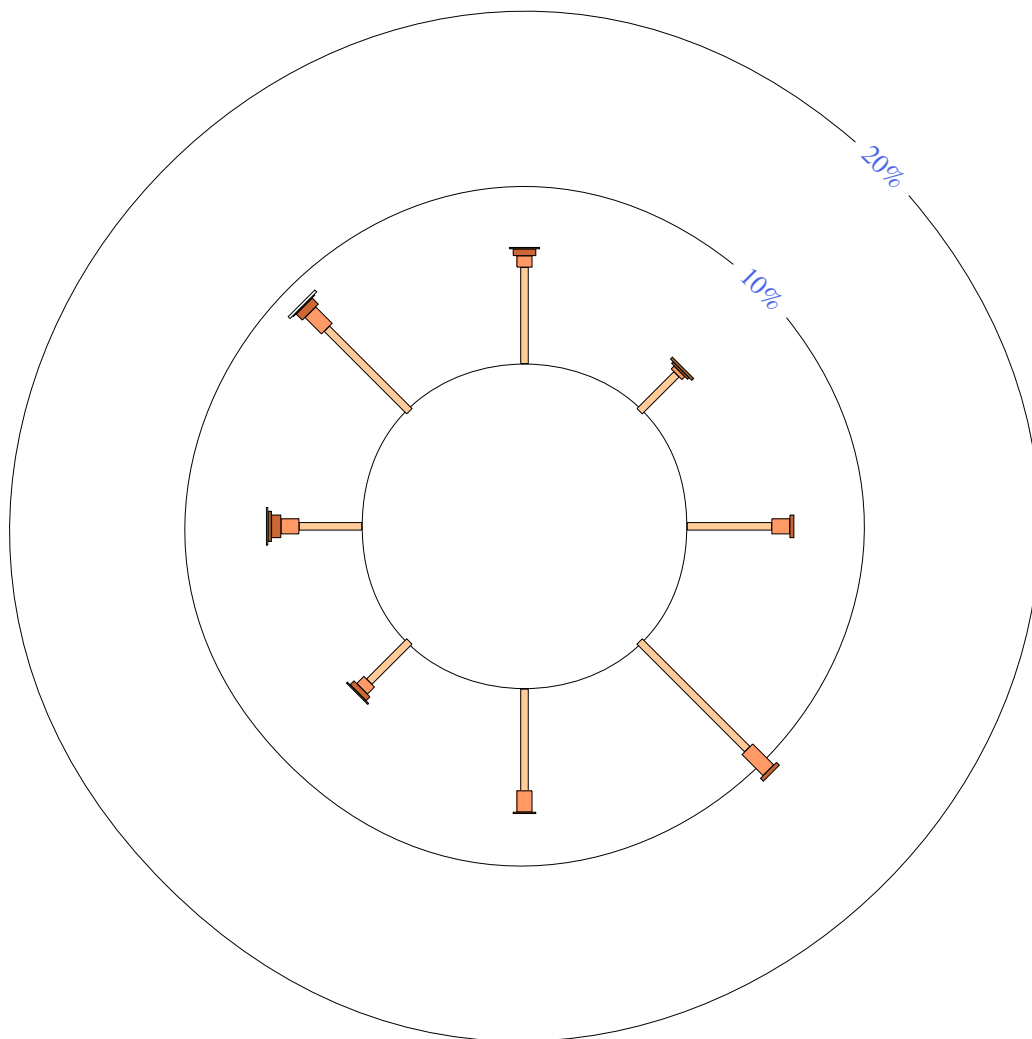
An asterisk (*) indicates that calm is less than 0.5%.

Other important info about this analysis is available in the accompanying notes.



9 am May
1307 Total Observations

Calm 47%



Rose of Wind direction versus Wind speed in km/h (01 Jan 1965 to 30 Sep 2010)

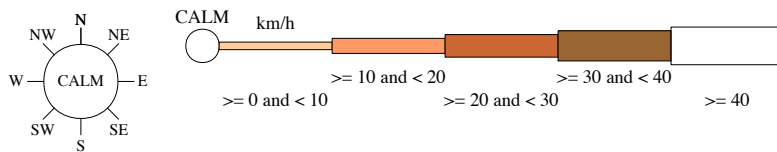
Custom times selected, refer to attached note for details

NORTHAM

Site No: 010111 • Opened Jan 1877 • Still Open • Latitude: -31.6508° • Longitude: 116.6586° • Elevation 170m

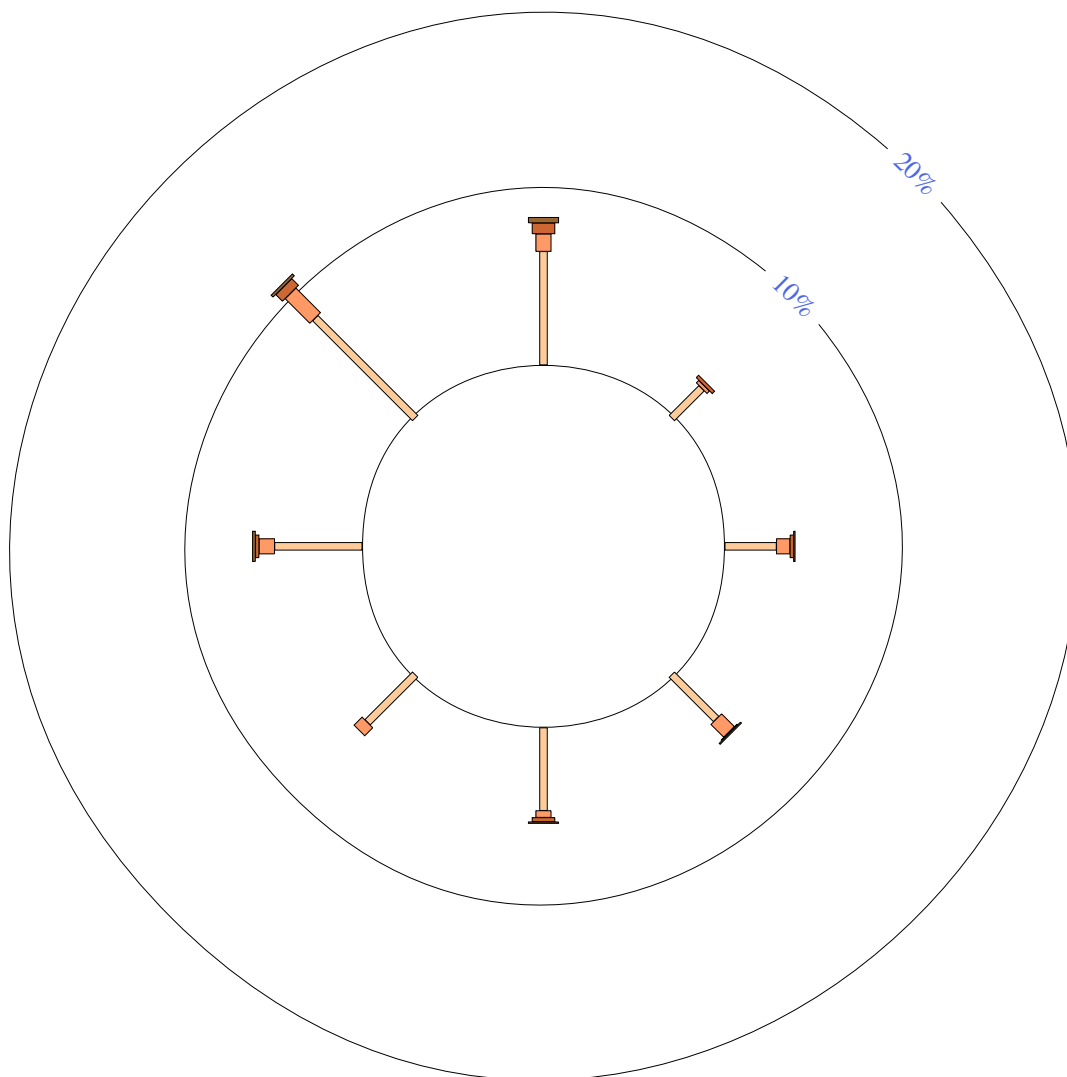
An asterisk (*) indicates that calm is less than 0.5%.

Other important info about this analysis is available in the accompanying notes.



9 am Jun
1292 Total Observations

Calm 53%



Rose of Wind direction versus Wind speed in km/h (01 Jan 1965 to 30 Sep 2010)

Custom times selected, refer to attached note for details

NORTHAM

Site No: 010111 • Opened Jan 1877 • Still Open • Latitude: -31.6508° • Longitude: 116.6586° • Elevation 170m

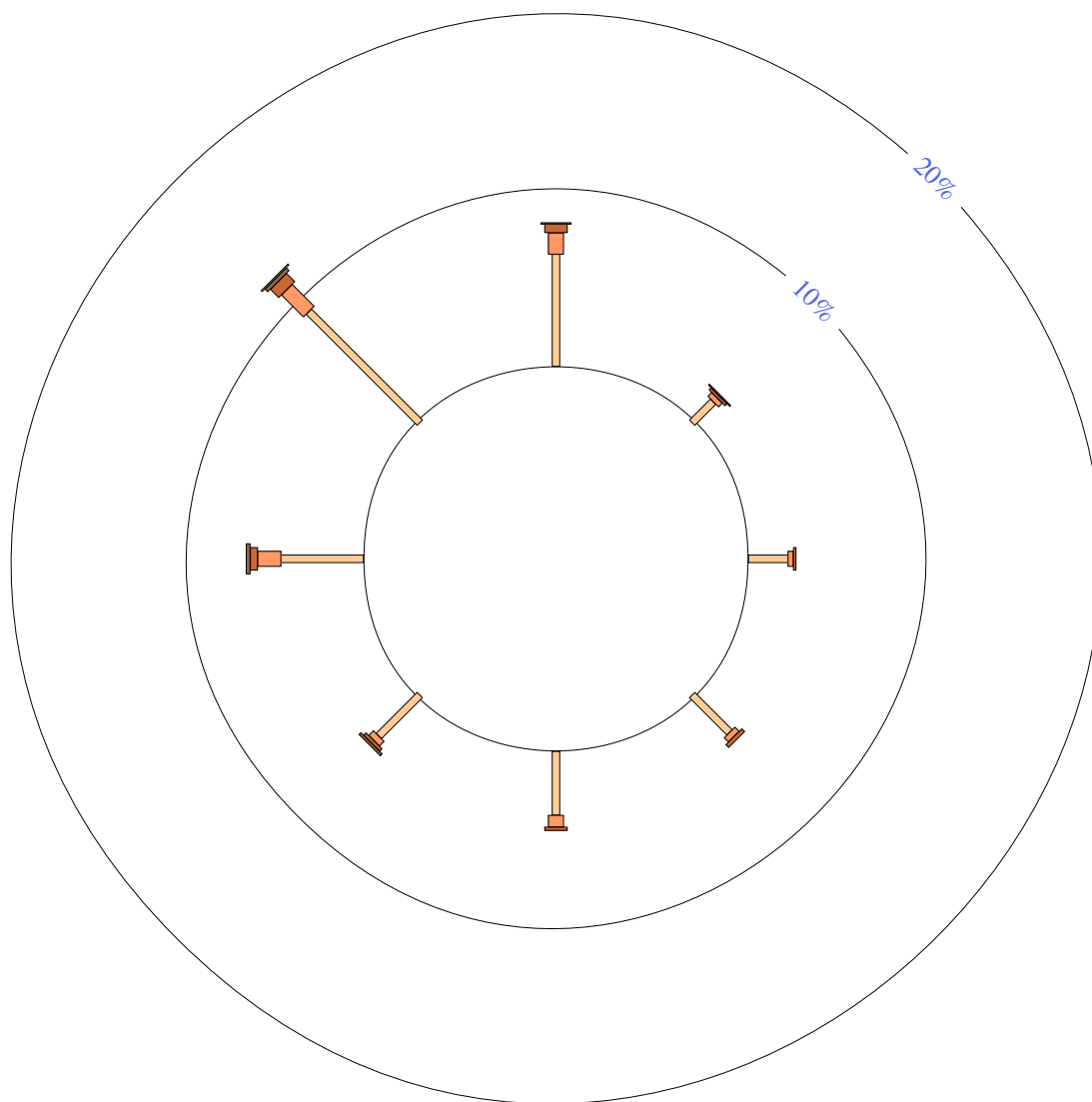
An asterisk (*) indicates that calm is less than 0.5%.

Other important info about this analysis is available in the accompanying notes.



9 am Jul
1338 Total Observations

Calm 56%



Rose of Wind direction versus Wind speed in km/h (01 Jan 1965 to 30 Sep 2010)

Custom times selected, refer to attached note for details

NORTHAM

Site No: 010111 • Opened Jan 1877 • Still Open • Latitude: -31.6508° • Longitude: 116.6586° • Elevation 170m

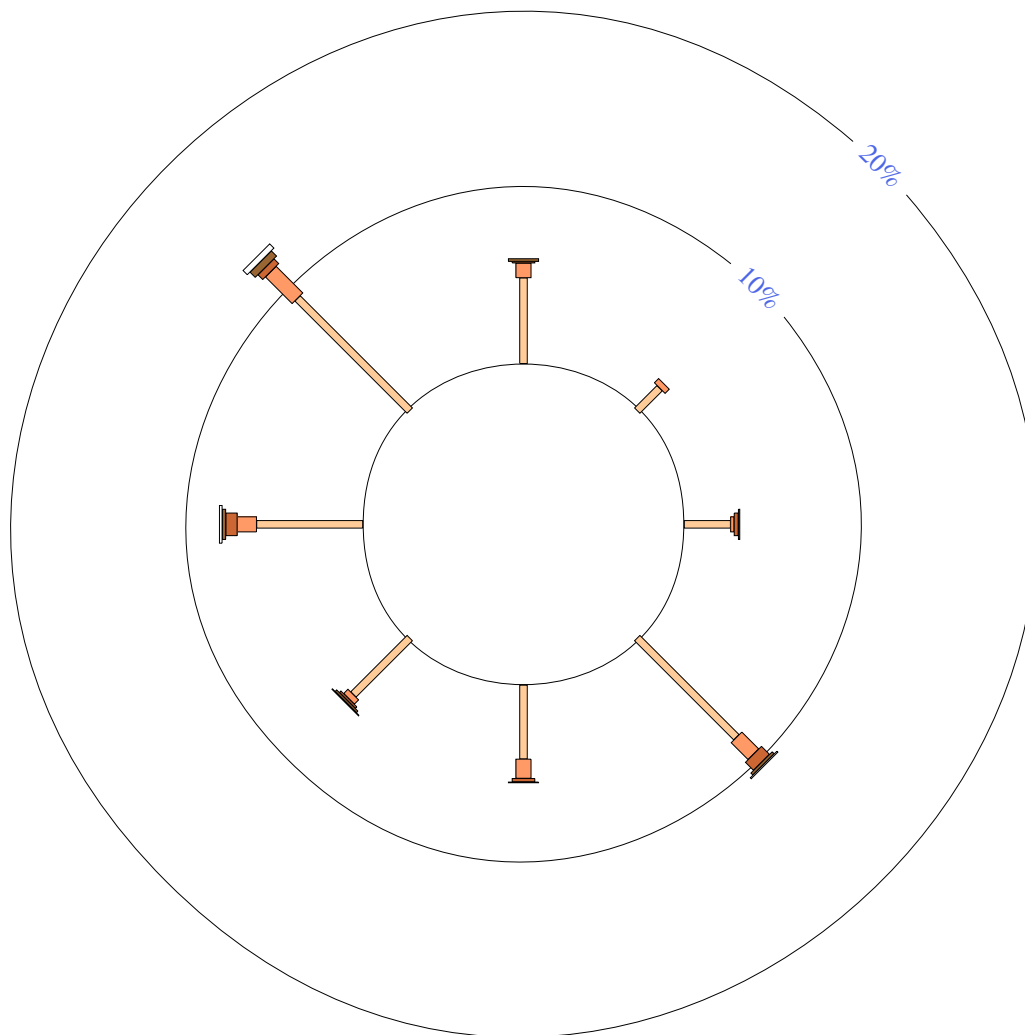
An asterisk (*) indicates that calm is less than 0.5%.

Other important info about this analysis is available in the accompanying notes.



9 am Aug
1308 Total Observations

Calm 47%



Rose of Wind direction versus Wind speed in km/h (01 Jan 1965 to 30 Sep 2010)

Custom times selected, refer to attached note for details

NORTHAM

Site No: 010111 • Opened Jan 1877 • Still Open • Latitude: -31.6508° • Longitude: 116.6586° • Elevation 170m

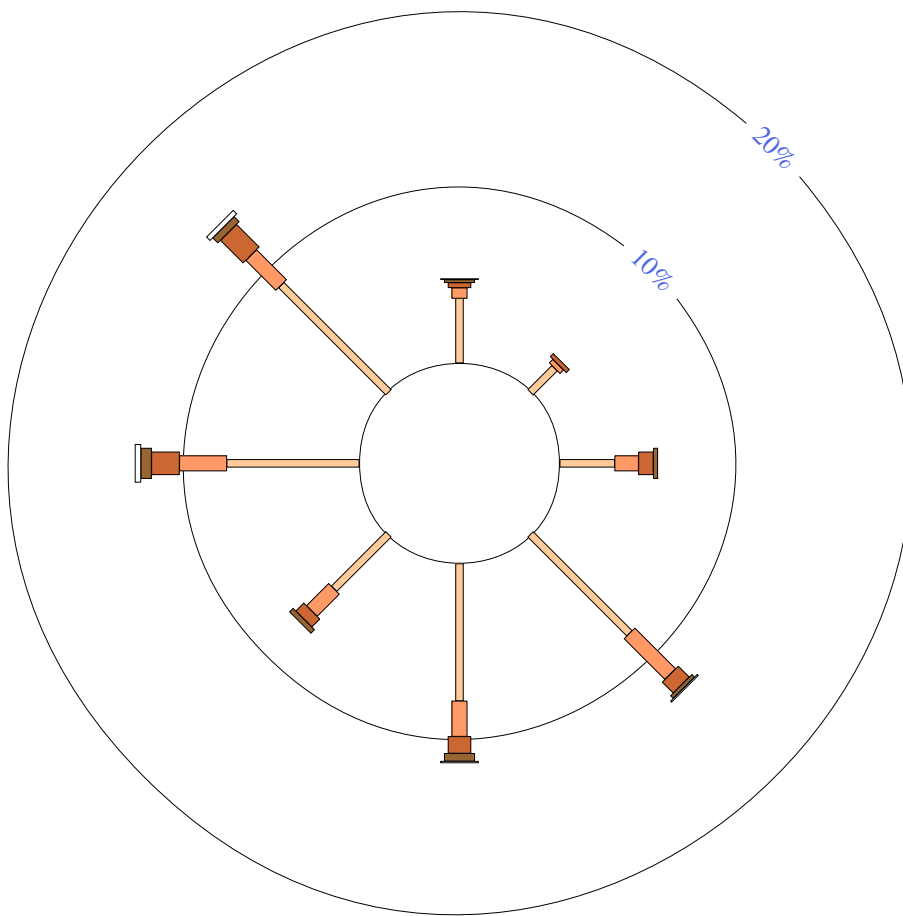
An asterisk (*) indicates that calm is less than 0.5%.

Other important info about this analysis is available in the accompanying notes.



9 am Sep
1244 Total Observations

Calm 29%



Rose of Wind direction versus Wind speed in km/h (01 Jan 1965 to 30 Sep 2010)

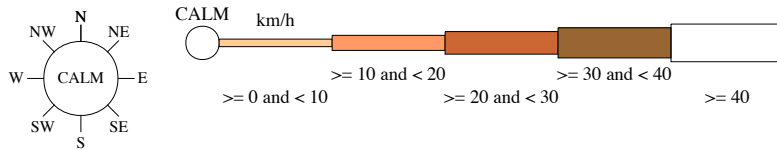
Custom times selected, refer to attached note for details

NORTHAM

Site No: 010111 • Opened Jan 1877 • Still Open • Latitude: -31.6508° • Longitude: 116.6586° • Elevation 170m

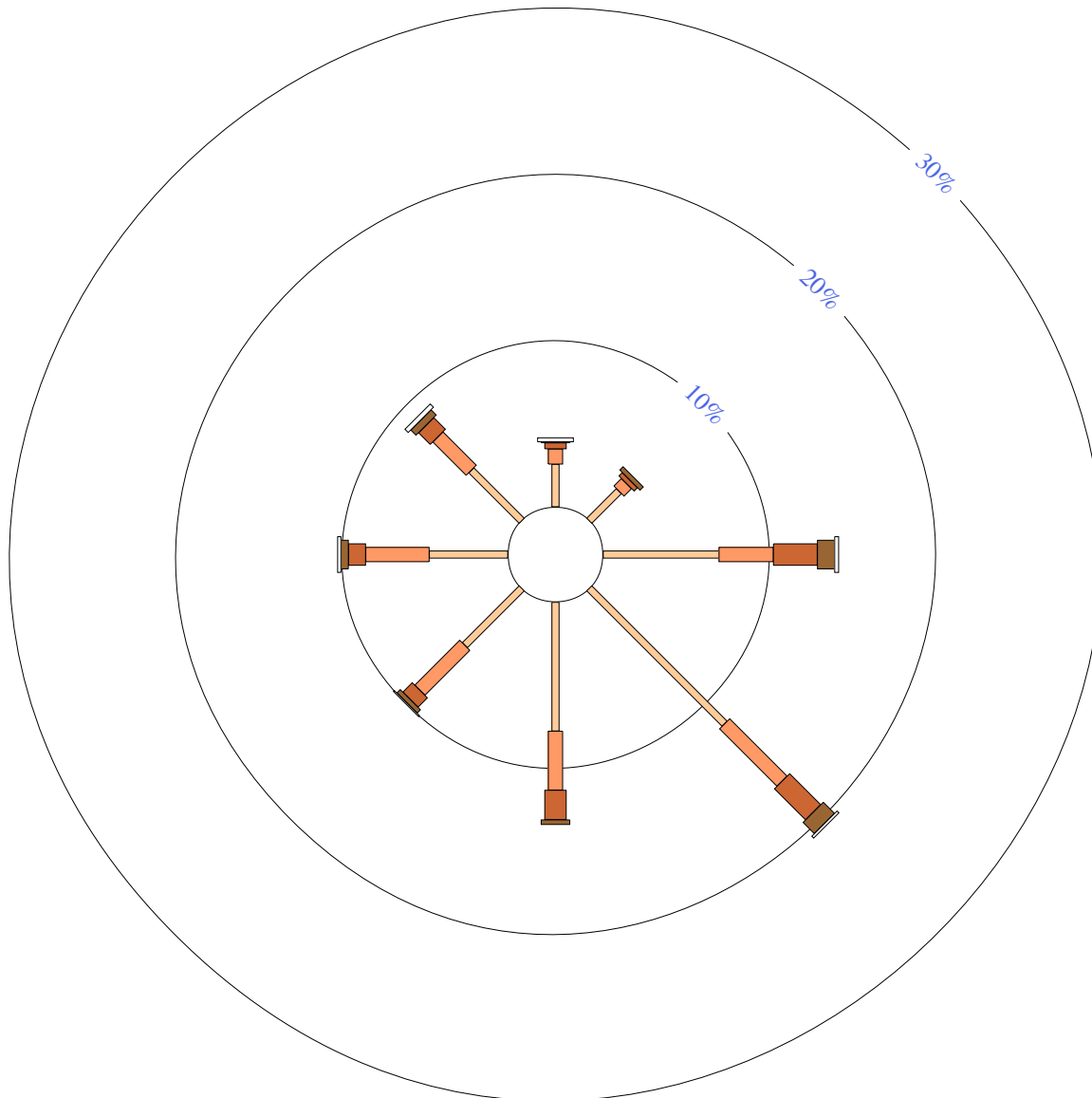
An asterisk (*) indicates that calm is less than 0.5%.

Other important info about this analysis is available in the accompanying notes.



9 am Oct
1251 Total Observations

Calm 14%



Rose of Wind direction versus Wind speed in km/h (01 Jan 1965 to 30 Sep 2010)

Custom times selected, refer to attached note for details

NORTHAM

Site No: 010111 • Opened Jan 1877 • Still Open • Latitude: -31.6508° • Longitude: 116.6586° • Elevation 170m

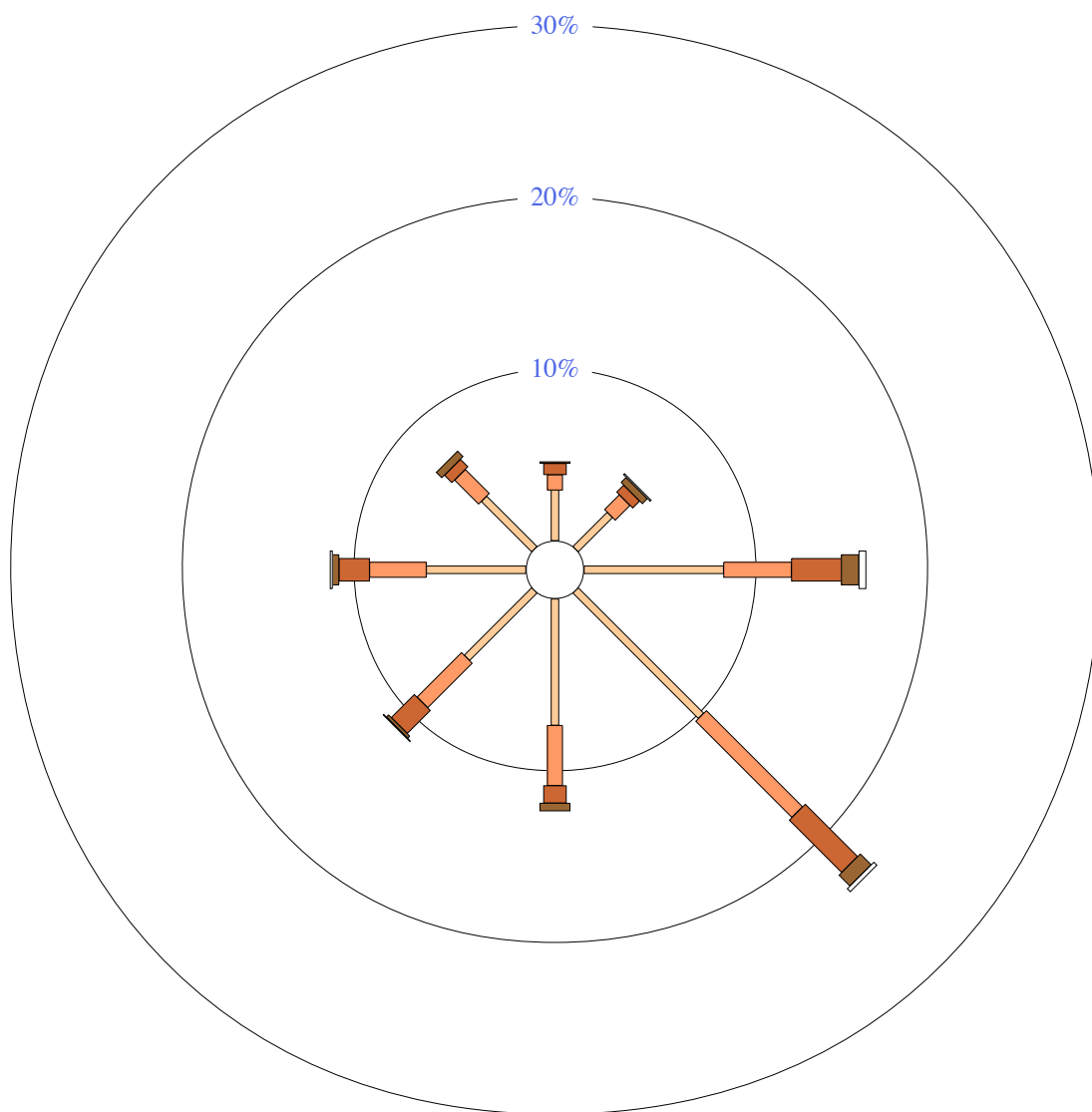
An asterisk (*) indicates that calm is less than 0.5%.

Other important info about this analysis is available in the accompanying notes.



9 am Nov
1245 Total Observations

Calm 8%



Rose of Wind direction versus Wind speed in km/h (01 Jan 1965 to 30 Sep 2010)

Custom times selected, refer to attached note for details

NORTHAM

Site No: 010111 • Opened Jan 1877 • Still Open • Latitude: -31.6508° • Longitude: 116.6586° • Elevation 170m

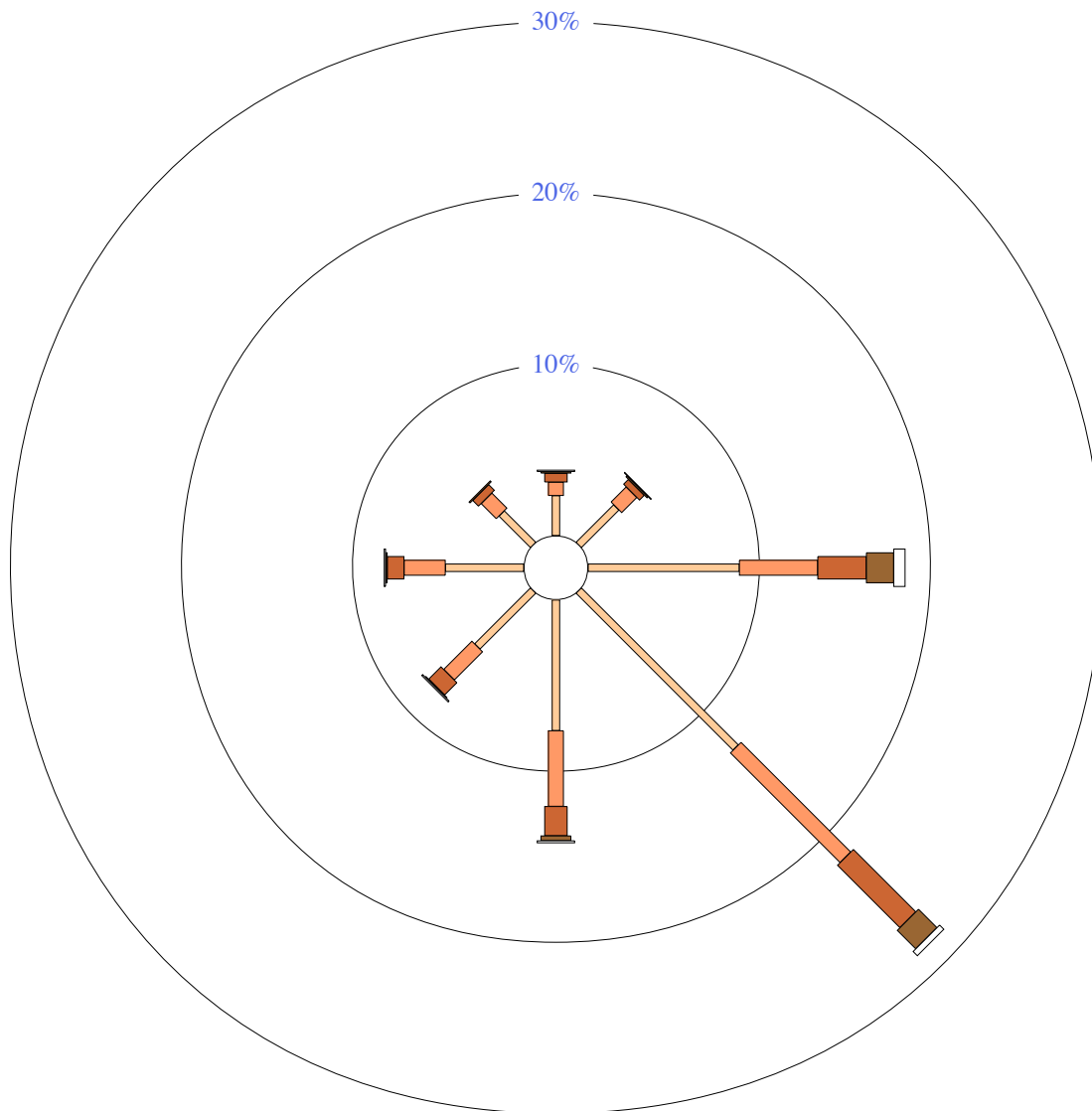
An asterisk (*) indicates that calm is less than 0.5%.

Other important info about this analysis is available in the accompanying notes.



9 am Dec
1292 Total Observations

Calm 9%



Rose of Wind direction versus Wind speed in km/h (01 Jan 1965 to 30 Sep 2010)

Custom times selected, refer to attached note for details

NORTHAM

Site No: 010111 • Opened Jan 1877 • Still Open • Latitude: -31.6508° • Longitude: 116.6586° • Elevation 170m

An asterisk (*) indicates that calm is less than 0.5%.

Other important info about this analysis is available in the accompanying notes.



9 am
15478 Total Observations

Calm 27%

